


Sand Washer





Overview

Equipped with sand making machine, XSD series sand washing machine with wheel-like structure is necessary in sand making. Adopting advanced technology and taking practical condition of crushing industry into consideration, XSD sand washing machines are applied for washing, grading and dehydrating in construction site, sand making factory, hydroelectric station dam, glass manufacturing, and oil well development.

Application

XSD sand washing machines are mainly used in sand making factory, mining, construction, chemistry, water conservancy and hydroelectric power projects and concrete batching plant.



Main Features & Benefits

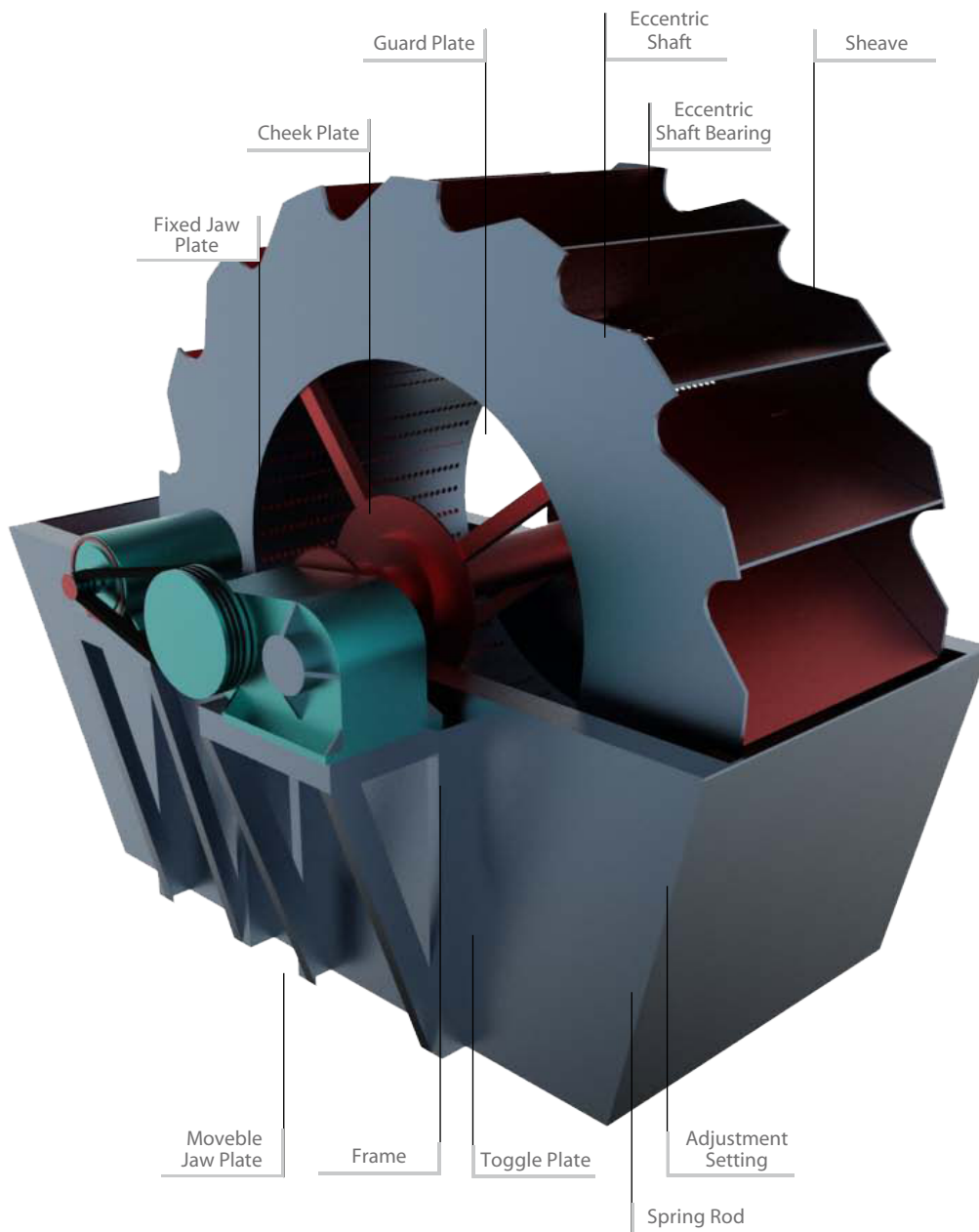


1. It is of simple structure. The bearing device of impeller drive is separated from water and materials with water, to avoid in a large degree that the bearings are damaged by being soaked with water, sand or some polluted things.
2. When it is used for cleaning sand in quarries, it has many advantages compared with the traditional spiral one.
3. There is little loss for medium-sized and fine sand and stone powder. The grade and the fineness of the sand for construction after being washed can be up to the national standards, such as "sand for construction" and "cobble and broken stones for construction".
4. There are no other wearing parts except the screen mesh.
5. It features long service life and few times for maintenance.



Main Structure

Sand washer is made up of main body of drum screen, reductor, transmission wheel, coupling, transmission bearing, supporting frame, carrier wheel, and so on.



Technical Data

| Model | Spec. of Impeller (mm) | Impeller Speed (r/min) | Capacity (t/h) | Input Size (mm) | Weight (t) | Motor Power (kw) | Overall Dimension(mm) (LxWxH) |
|----------------|------------------------|------------------------|----------------|-----------------|------------|------------------|-------------------------------|
| XSD2610 | Φ2600×1000 | 1.178 | 20-50 | ≤10 | 2.68 | 7.5 | 3320×2125×2670 |
| XSD3016 | Φ3000×1600 | 1.179 | 50-120 | ≤10 | 3.26 | 15 | 3810×2686×3085 |
| XSD3620 | Φ3600×2000 | 1.180 | 120-180 | ≤10 | 4.3 | 18.5 | 4500×3206×3480 |

Note: This specification is just reference, any changes are subject to the sand washer products.



Working Principle



The electric motor runs slowly with the impellor after decelerated by the belt, decelerator and gears wheel. The sand and stone flow into washing launder, rolls with the impellor, and grinds each other. The impurity covering the sand is washing away. At the same time, add more water, the strong water flow will take away waste and some low-weight wastes from washing launder. Through the above process, the washing function is finished. The clean sand and stone is lift up by vane. When it goes up slowly, the water begins to drop through the mesh and fall back in the washing launder. On one hand, water is removed from the sand and stone; on the other hand, the water can be fully used. Finally, the sand and stone goes to the out launder from the rotary impellor to finish the washing task.



Service

Since the establishment, Shanghai Shibang Machinery Co., Ltd has regarded "All is for clients" as its service goal and has provided high-quality, high-taste, high-efficient and all-around-way service for its clients.



Service Promise: from the design process to delivery, we do every step carefully to satisfy clients to the best.

1. Pre-sale services

Act as a good adviser and assistant of clients; enable them to get rich and generous returns on their investments.

- ◆ Select equipment model
- ◆ Design and manufacture products according to clients' special requirement
- ◆ Train technical personnel for clients

2. Services during the sale

Respect clients; devote ourselves to improving the total value of clients.


- ◆ Pre-check and accept products ahead of delivery
- ◆ Help clients to draft solving plans

3. After-sale services

Provide considerate services to minimize clients' worries.

- ◆ Assist clients to prepare for the first construction scheme
- ◆ Install and debug the equipment
- ◆ Train the first-line operators on site
- ◆ Examine the equipment regularly
- ◆ Provide maintenance for big items
- ◆ Provide technical exchanging
- ◆ Provide perfect service
- ◆ Distribute the guarantee fittings door-to-door
- ◆ Take initiative to eliminate the troubles rapidly at site





Sand Washer

SHANGHAI SHIBANG MACHINERY CO., LTD

Head Office

Add: No. 416 Jianye Road, South Jinqiao Area, Pudong

New Area, Shanghai, China.

Postcode: 201201

Tel: 0086-21-58386189 0086-21-58386176

Fax: 0086-021-58386211

Email: sbm@sbmchina.net

Website: www.shibang-china.com

Website: www.shibang-china.com

Any change of technical data shall not be advised additionally.